

Welcome to GCSE Geography



Where will it take us today?

Geo-lingo !!!



How many key-words
can you recall from last
lesson?

Which had you/your
partner forgotten?



Check these are on your
keyword page(s)



Topic 4: Sustaining Ecosystems

Life on Earth is supported by global ecosystems and the link between human wellbeing and ecosystem wellbeing is vital.



This is what we will be exploring in this session

- Reasons for the distribution of global ecosystems

Over To You

12 mins

Geo-lingo



Biome; flora; fauna – add to your keyword list then add definitions for these in your book

<https://www.youtube.com/watch?v=hly0ZlyPPDg>



Geo-detectives always watch carefully (3 mins 09 secs)

Over To You:

1. Which biomes did you see?
2. What influences where these biomes are located?

Over To You:

1. Create a map to identify where the major biomes are located inc coral reefs
2. Write a sentence to describe the location of each major biome, remembering to mention the latitude (distance) from the Equator

Eg The tropical rainforest biome is found north and south of the Equator, between the Tropics of Capricorn and Cancer



Know

the location of the world's major biomes

Understand

How to describe the distribution (spread) using latitude

come
get it!



10
mins

What would an exam question look like?

Outline the **global distribution** of one **named biome**, **giving examples of locations** where it is found [4 marks]

Step 1: Command words = telling us to do what?

Step 2: Geo-lingo = checking we know what?

Step 3: Draft it with a partner then get it checked



Understand

How to answer a GCSE exam question successfully

come
get it!



6 mins

What would an exam answer look like?

Outline the **global distribution** of one **named biome**, **giving examples of locations** where it is found [4 marks]

Checklist:

1. Biome named? ✓ ✗ [0] - no marks for this, but without it you score nothing as the examiner won't know which biome you are writing about!!!!
2. Where found in the World (latitude)? ✓ ✗ [1-2] in relation to Equator [1]; second mark for using latitude [1]
3. Examples of a minimum of TWO locations [1-2] – Ideally continents with named countries



Understand

How to answer a GCSE exam question successfully

come
get it!



Over To You:

1. Identify the most important single factor that influences biome location
2. This has greatest impact upon flora or fauna – which and why?
3. Highly productive biomes have lots of biomass (green plant matter) – what are the best climatic conditions for this? Why?
4. Which terrestrial biome is
 - a) Most productive?
 - b) Least productive?
5. Which marine biome is nick-named ‘the rainforest of the oceans’?

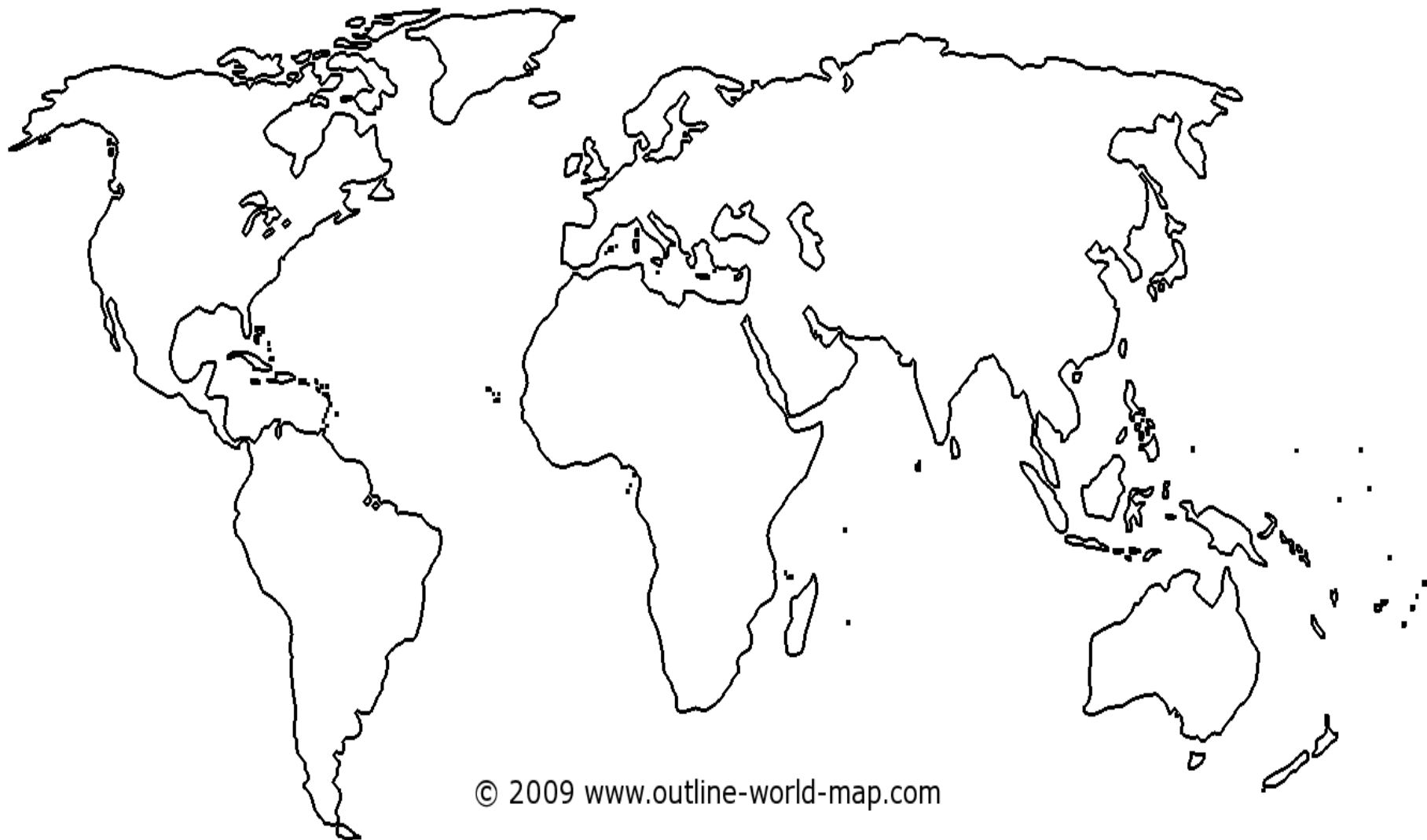
Know

the major factor that influences the location of the world's major biomes

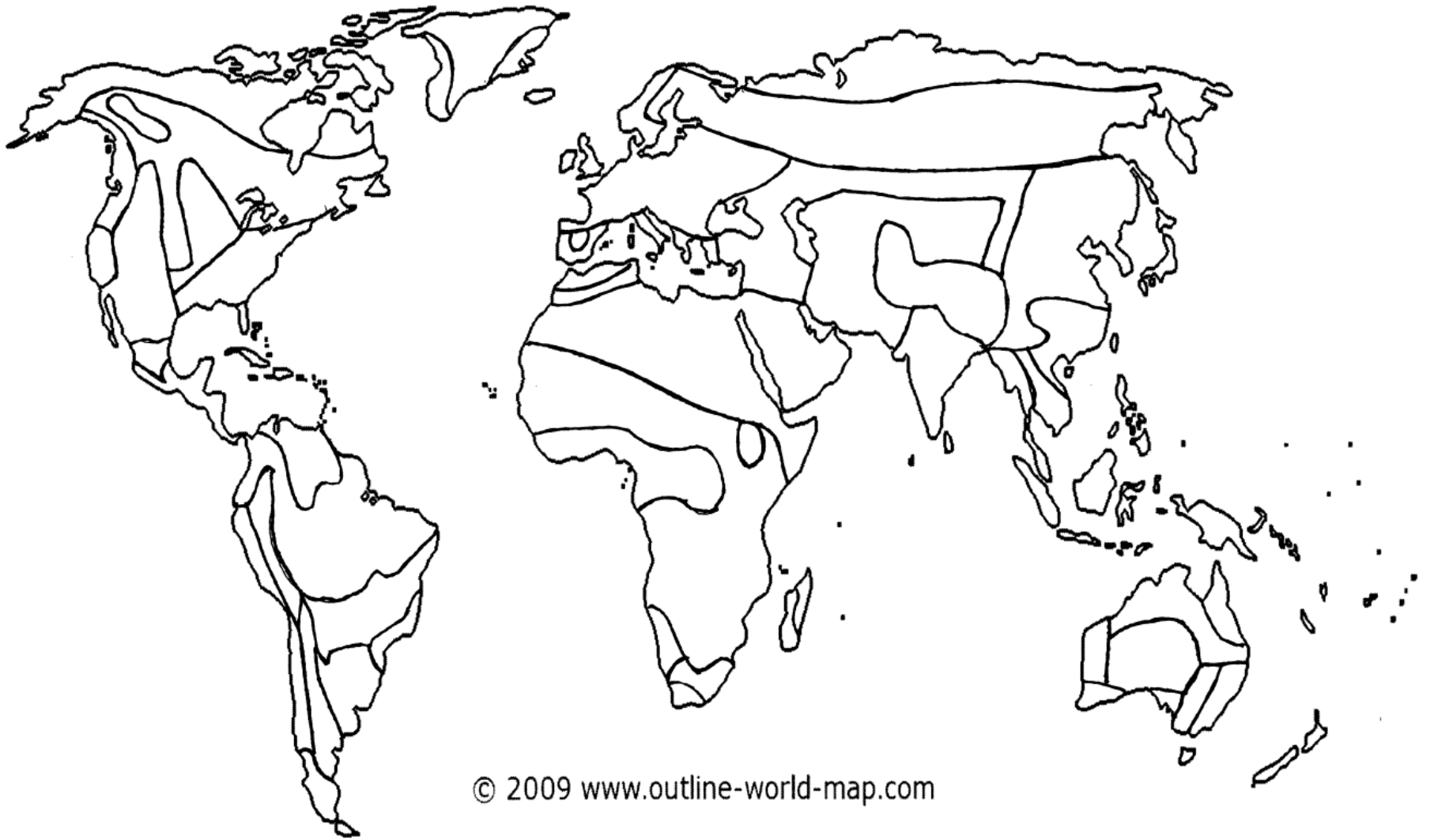
Understand Why this is

come
get it!

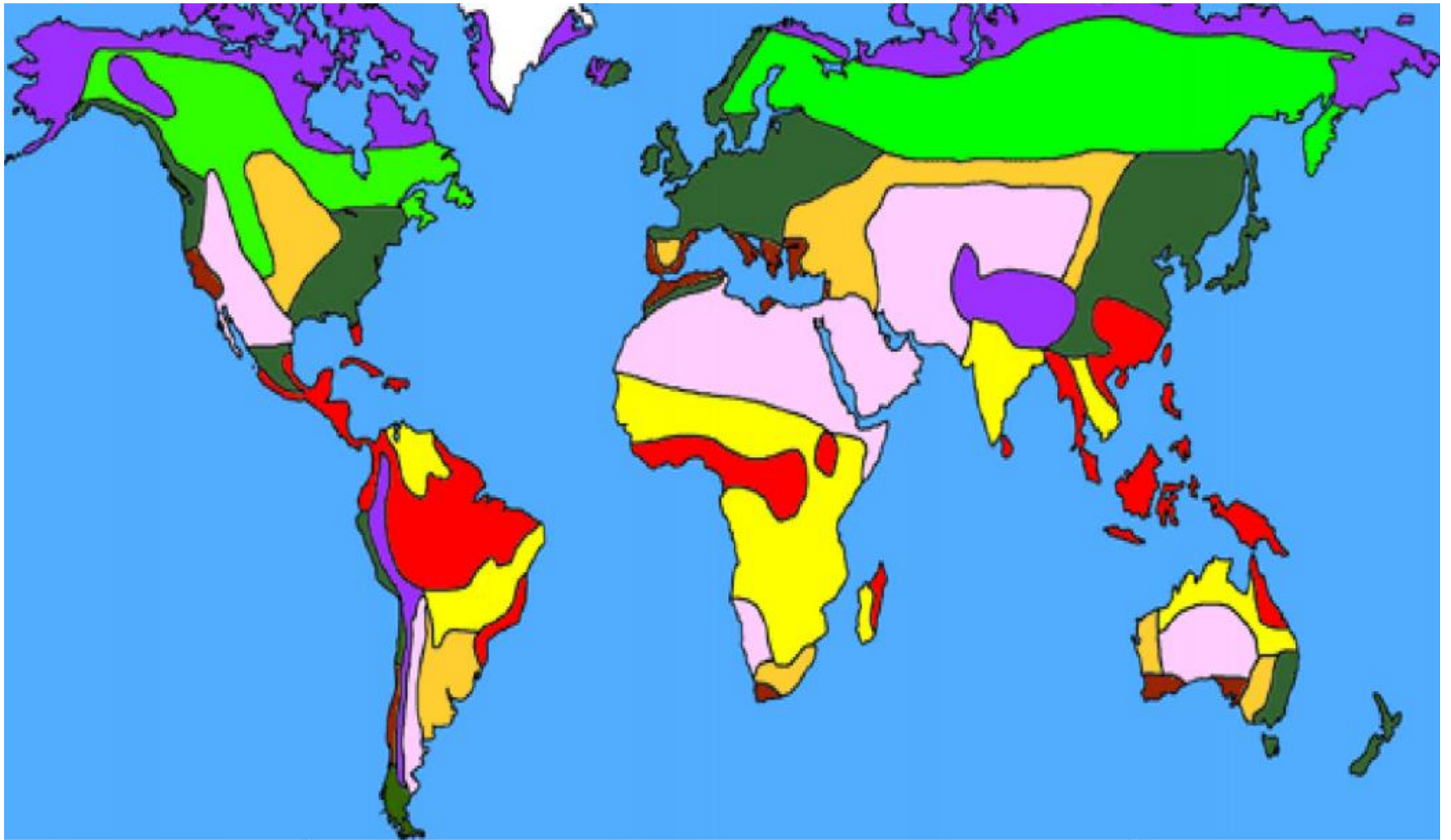


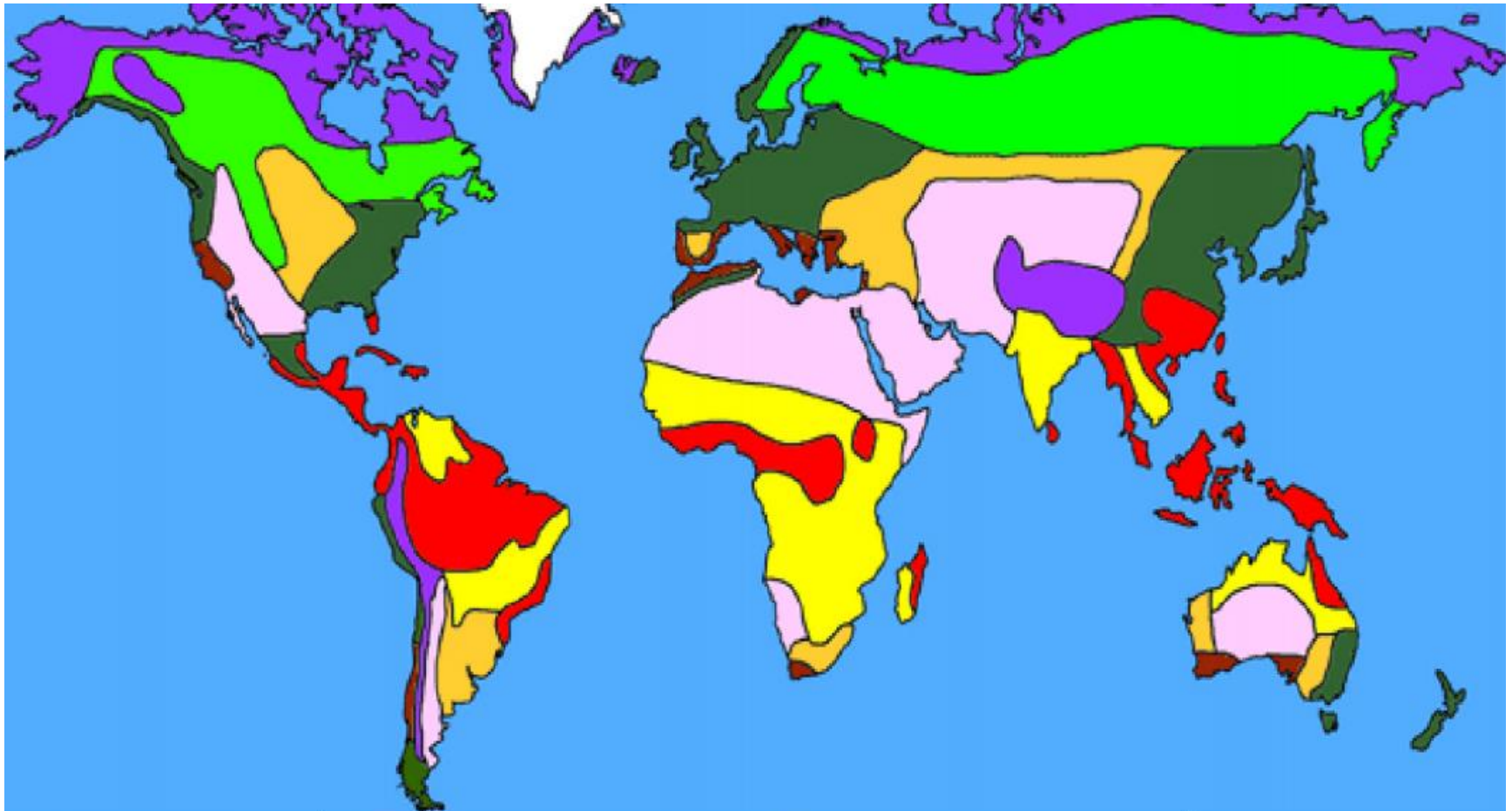










© 2009 www.outline-world-map.com



© 2009 www.outline-world-map.com





 Tropical Rainforest	 Grassland
 Tropical Savanna	 Temperate Deciduous Forest
 Desert	 Temperate Boreal Forest
 Chaparral	 Arctic and Alpine Tundra

thehomeschoolden.blogspot.com
World Biome Map and Legend used
with permission.